


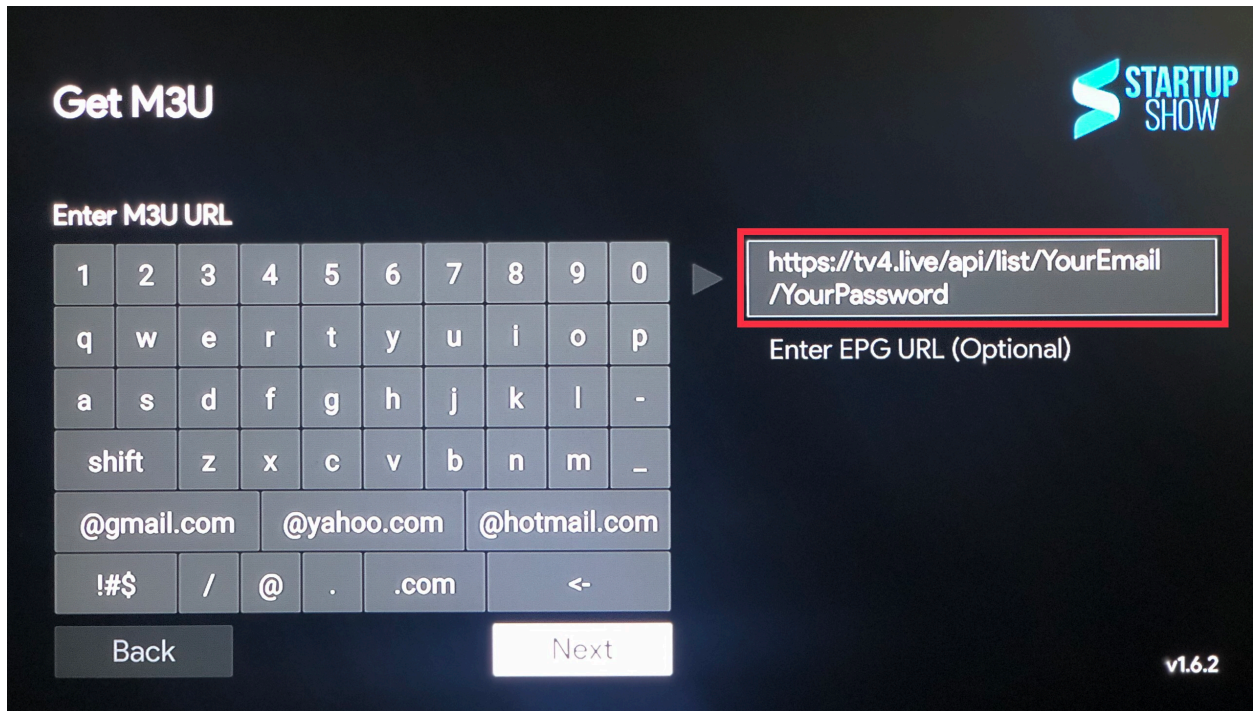


## Android Box & TV Installation Guide

1. Open "Google Play Store" and search for "Startup Show STB". There's two versions inside the store, for that reason make sure you download the STB Version.



2. Download and open the app.
3. In the top box labeled “Enter M3U URL”, Type in the M3U URL that was sent to your Email. The Link is case sensitive.



**Get M3U**

STARTUP SHOW

Enter M3U URL

1	2	3	4	5	6	7	8	9	0
q	w	e	r	t	y	u	i	o	p
a	s	d	f	g	h	j	k	l	-
shift	z	x	c	v	b	n	m	_	
@gmail.com			@yahoo.com			@hotmail.com			
!#\$	/	@	.	.com	<-				

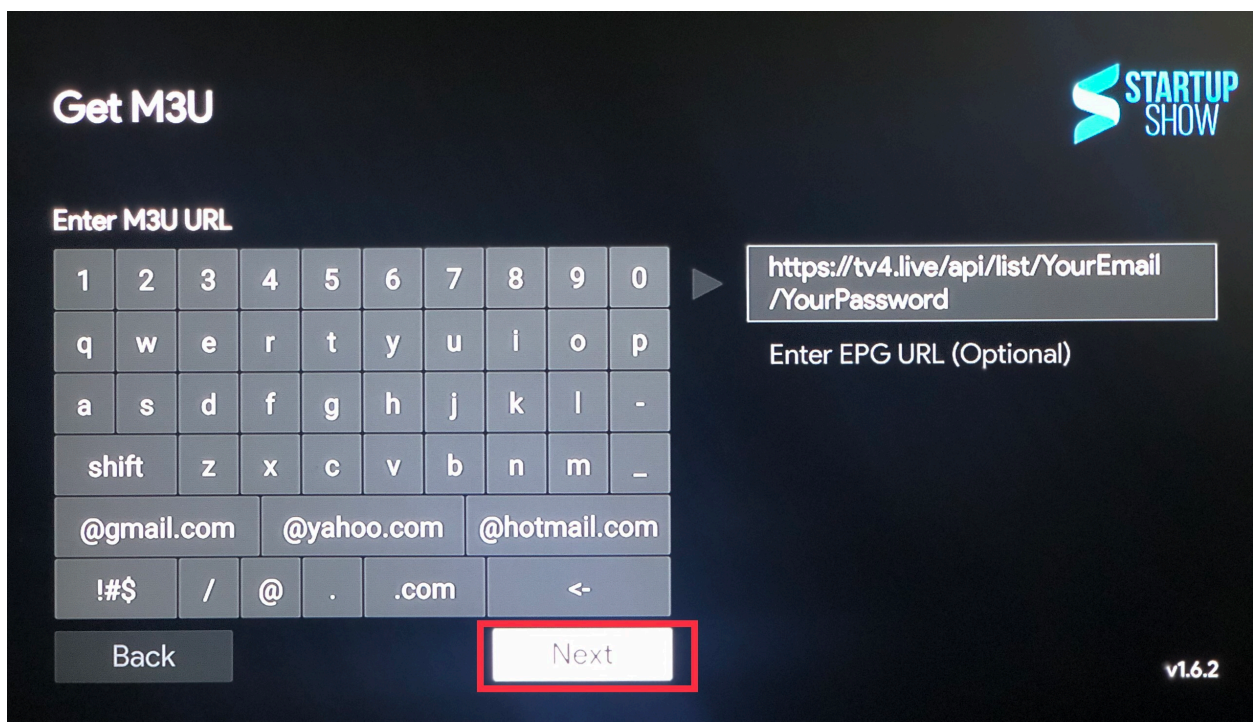
Back Next

https://tv4.live/api/list/YourEmail/YourPassword

Enter EPG URL (Optional)

v1.6.2

4. Click Next.



**Get M3U**

STARTUP SHOW

Enter M3U URL

1	2	3	4	5	6	7	8	9	0
q	w	e	r	t	y	u	i	o	p
a	s	d	f	g	h	j	k	l	-
shift	z	x	c	v	b	n	m	_	
@gmail.com			@yahoo.com			@hotmail.com			
!#\$	/	@	.	.com	<-				

Back Next

https://tv4.live/api/list/YourEmail/YourPassword

Enter EPG URL (Optional)

v1.6.2



5. Leave the bottom box labeled “Enter EPG URL” blank.

**Get M3U**

STARTUP SHOW

Enter EPG URL (Optional)

1	2	3	4	5	6	7	8	9	0
q	w	e	r	t	y	u	i	o	p
a	s	d	f	g	h	j	k	l	-
shift	z	x	c	v	b	n	m	_	
@gmail.com			@yahoo.com			@hotmail.com			
!#\$		/	@	.	.com	<-			

Back Login

https://tv4.live/api/list/YourEmail/YourPassword

Enter EPG URL (Optional)

v1.6.2

6. Click Login.

**Get M3U**

STARTUP SHOW

Enter EPG URL (Optional)

1	2	3	4	5	6	7	8	9	0
q	w	e	r	t	y	u	i	o	p
a	s	d	f	g	h	j	k	l	-
shift	z	x	c	v	b	n	m	_	
@gmail.com			@yahoo.com			@hotmail.com			
!#\$		/	@	.	.com	<-			

Back Login

https://tv4.live/api/list/YourEmail/YourPassword

Enter EPG URL (Optional)

v1.6.2

